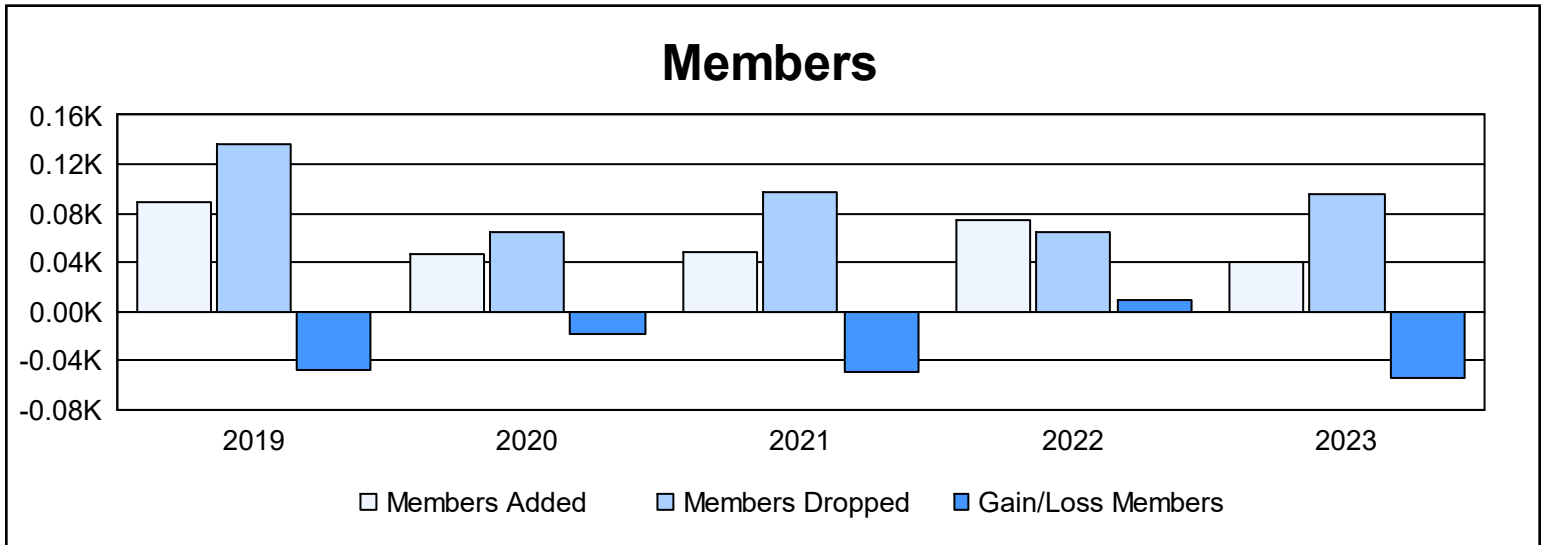
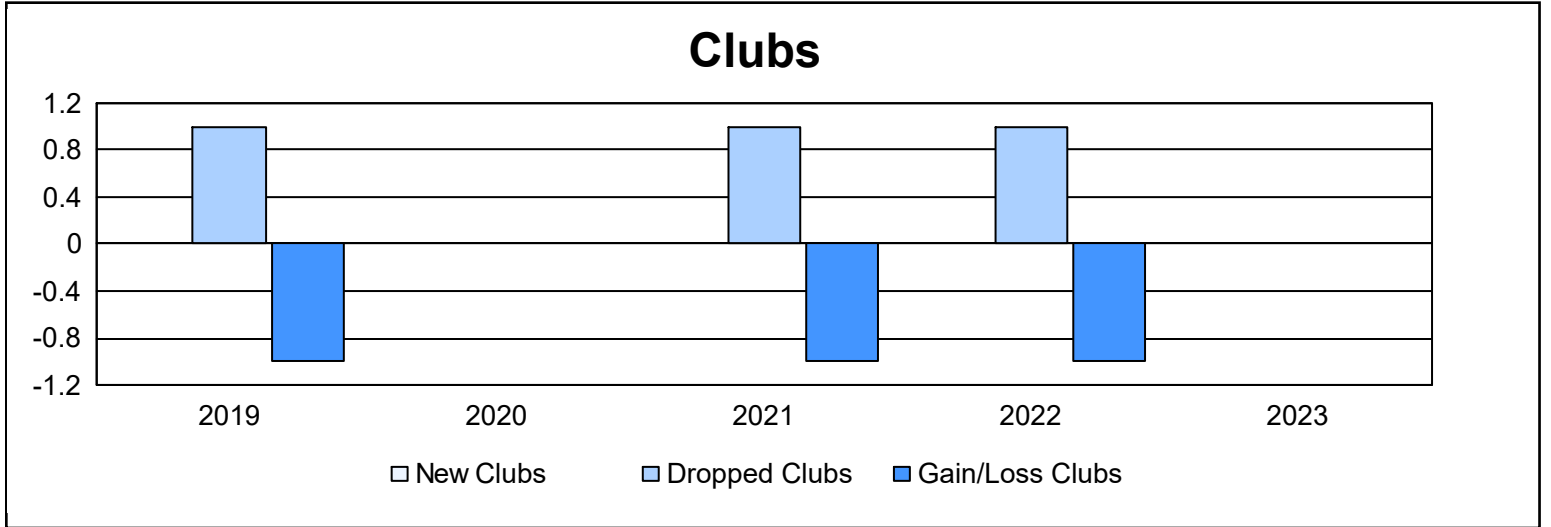
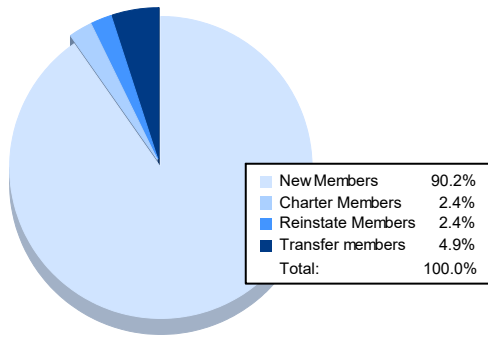


Year	New Clubs	Dropped Clubs	Gain/ Loss Clubs	New Members	Charter Members	Reinstate Members	Transfer Members	Total Member Added	Total Members Dropped	Gain/ Loss Members
2018-2019	0	1	-1	81	0	2	6	89	136	-47
2019-2020	0	0	0	37	0	5	5	47	65	-18
2020-2021	0	1	-1	42	1	5	1	49	98	-49
2021-2022	0	1	-1	69	0	0	5	74	65	9
2022-2023	0	0	0	37	1	1	2	41	95	-54
<b>Average</b>	<b>0</b>	<b>1</b>	<b>-1</b>	<b>53</b>	<b>0</b>	<b>3</b>	<b>4</b>	<b>60</b>	<b>92</b>	<b>-32</b>



### Membership Composition June 2023 Cumulative



### Gender Composition June 2023 Cumulative

